

# The Shaping of the Horoscope Chart

(16)

## THE SHAPING OF THE HOROSCOPE CHART

The general shape of the chart will provide many useful clues as to the individuals 'Centre of Gravity' or basic nature. On completion of the full interpretation of the chart the initial impressions will usually be proved correct. When you gauge the chart's shape only use the ten planets, not the ascendant or midheaven.

There are seven major shapes a chart can have. (The round shape does not count!) They are :-

- 1) The Splash *B*
- 2) The Bundle *6*
- 3) The Locomotive *R*
- 4) The Bowl *P*
- 5) The Bucket *Br*
- 6) The See-Saw *Y*
- 7) The Sling *o*

We will look at each one of these in turn and learn how to identify the shape and discover what effect it is likely to indicate. Lets start with The Splash.

### The **Splash**

#### Discription

In this shape each one of the ten planets will occupy a different house and will be evenly distributed.

#### Effects

Generally this indicates a person with a wide scope of interests. The persons effectiveness is largely dictated by any planets around the midheaven and the ascendant. Aspects made to either the midheaven or the ascendant are also of strong significance. Splash people are at their best when they cover a broad range of subjects. They are at their worst when they scatter their energies in many different directions without achieving any results. There is a correspondance with some of the traits of Gemini and Pisces subjects.

# The Shaping of the Horoscope Chart

The **[REDACTED]**

## Description

In a Bundle all the planets are grouped in a 120 degree area of the chart.

## Effects

This shape is a good indication of a specialist, possibly in an academic career. Such people are able to cover one subject in great depth. Individuals with this shape are very highly concentrated to the exclusion of other areas of life. As a result they lack a balance, this creates a lot of tension which is not easily resolved. Due to the confines of the bundle there is rarely any trines in the chart that might be able to ease the tension. The Bundle is quite a rare shape.

The **Locomotive**

## Description

The Locomotive leaves 1/3 of the chart bare of planets. So the Locomotive shape only takes up 240 degrees of the chart.

## Effect

An exaggeration of the occupied 2/3rd's is the likely effect of the Locomotive. However this is at the expense of the 'missing' 1/3rd of the chart. Of particular significance is the planet leading the others round the chart (in the anti-clockwise direction). It is possible to achieve integration with this shape if compensation can be found for the other 1/3rd of the chart. Locomotive people are able to apply drive to problems that come their way. They possess an exceptional fund of energy. The correspondance with the sign of Aries is evident from this last statement.

The **[REDACTED]**

## Description

With all ten planets in an 180 degree arc the Bowl may cover between two and three quadrants (as defined by the ascendant and midheaven).

## Effect

There are two distinct effects the bowl causes. If it covers mainly the lower half of the chart the subject will be subjective and work in a 'emotional' way relying on their feelings. On the other hand if the Bowl covers the upper part of the chart the subject will be more objective and be of a practical nature. Bowl people are self contained, tending to scoop up experience. Of particular interest is the planet that leads the others (in an anticlockwise direction). If this planet is for example Jupiter and in a compatible sign like Sagittarius the effect will aid the subject. Conversely Saturn leading, in say, Capricorn will not help much at all since the bowl has a correspondance with Capricorn.

# The Shaping of the Horoscope Chart

The **[REDACTED]**

## Discription

Basically this is a bowl with a handle. The handle is formed by a single planet. This single planet may even be conjunct to a planet forming one of the Bowls edges.

## Effects

The handle indicates where the main goal in life lies. Because of this bowl people are very directed to a single purpose. The handle must try to compensate for the one-sidedness of the Bowl. This requires a strong planet in a good sign that is also well aspected.

The handle is a focus of energy as well as a channel for the other nine planets. Bowl people are usually unconcerned with 'playing safe' for they are constantly driven on by the desire to acheive their objective.

The **See-Saw**

## Discription

Composed of two dense groups of planets directly opposite each other. it is not necessary to have five planets in each of the groups to form this shape. But there should be at least a 60 degree section of the chart on each side of the two groups that is bare of planets.

## Effects

Always able to see and appreciate contrasting views are qualites of See-Saw people. This shape may indicate a genius, together with all the difficulties that such a gift can bring. There is a great deal of tension and a strong tendancy to switch between extremes.

There is likely to be many oppositions formed in this shape. These tensions cannot be easily reconciled as the shape makes the formation of trines unlikely.

The life of a See-saw person will have two quite distinct phases. These changes are difficult to understand, by those people who know the person with this shape. The subject may also be confused as well!

# The Shaping of the Horoscope Chart

## The Sling

### Discription


Take a Bundle, give it a handle and what do you get? Yes you are right the answer is a Sling! The focus for the Sling's energies is the handle.

### Effects

This shape gives an indication of a strong and concentrated person. The Sling person must work to discover the right outlet for their particular skill. Only then will they be able to do their best. The isolated planet will give an indication of what this outlet might be. There is real danger that the single planet might be overloaded. This danger can be lessened if the planet in question is well aspected in the chart.



# The Shaping of the Horoscope Chart



## ASPECT PATTERNS

13

KEY



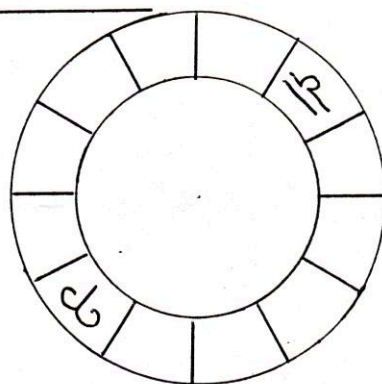
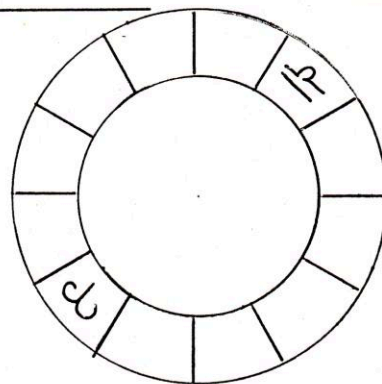
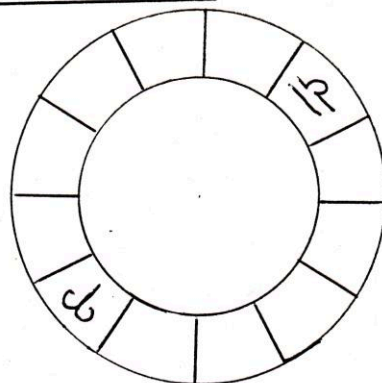
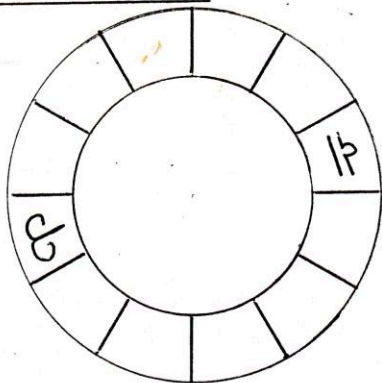
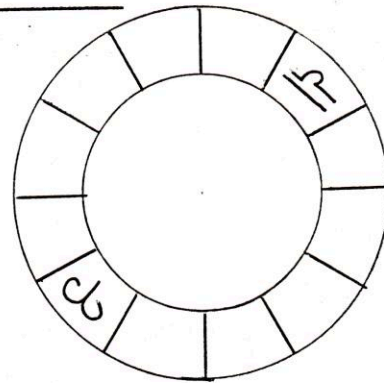
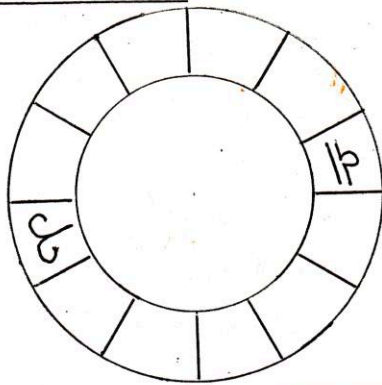
MAJOR HARMONIOUS



MAJOR DIS-HARMONIOUS



MINOR ASPECTS



# The Shaping of the Horoscope Chart

